

SM1 and SM2 Programmers



The new Invensys SM1 single channel timeswitch and SM2 twin channel programmer gives style and ease of uses to suit most domestic pumped and gravity heating systems

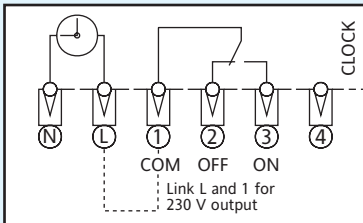
Invensys SM1 and SM2

Features

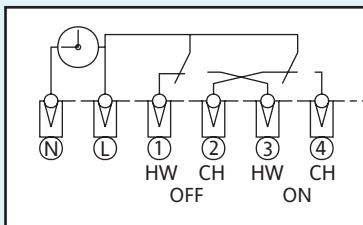
- Single and dual channel
- Advance feature
- Modern styling
- LED indication
- 4 position slide (ease of setting)
- Intuitive time setting for ON/OFF
- Suitable for gravity and pumped systems
- Positive switching of time
- Two ON/OFF time functions per day
- All day option
- Universal industrial standard back plate

Wiring connections

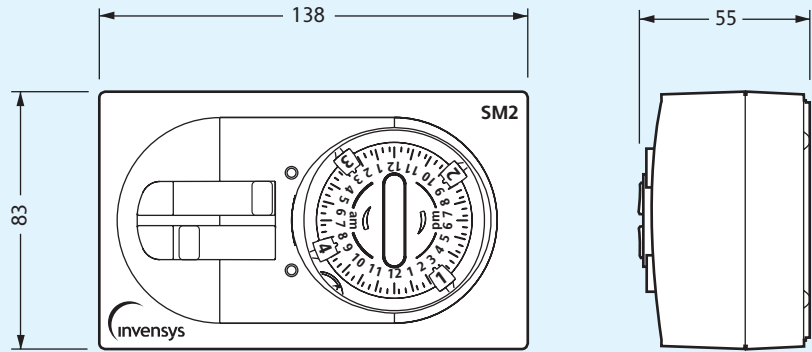
Single Channel: SM1



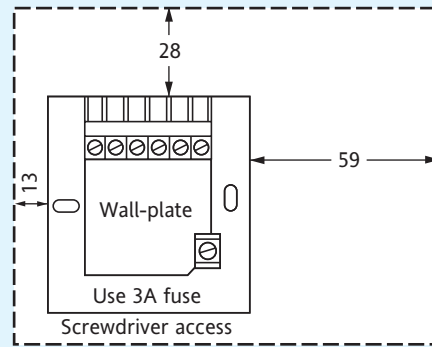
Dual Channel: SM2



Dimensions in millimetres



Wall Plate Clearance



Technical data

Type	SM1 24 hour timeswitch SM2 24 hour programmer
Voltage	230V AC +10% -15% 50 Hz
Rating	2 (1) A 230V AC
Ambient temperature	Operating: 0°C to 45°C Storage: 0°C to 50°C
Wiring	Designed for fixed wiring only, to comply with current IEE regulations
Maintenance	No user maintenance should be attempted



Climate Control Systems Europe

94 Farnham Road, Slough,
Berkshire. SL1 4UH

Telephone: +44 (0) 845 130 5522

Facsimile: +44 (0) 845 130 0622

Technical Helpline: +44 (0) 845 130 7722

Website: www.climate-eu.invensys.com

Email: customerservices@invensys.com

AVAILABLE FROM:

